
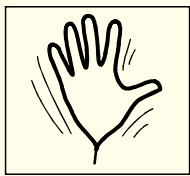


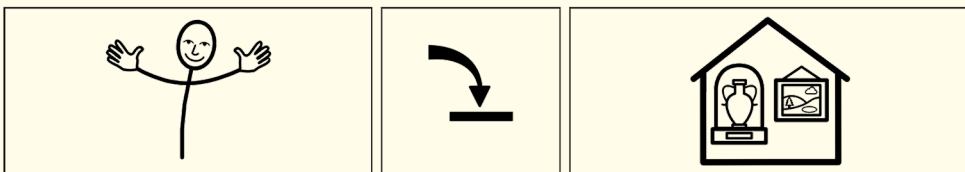
# MUSEO DELLA COLLEGIATA



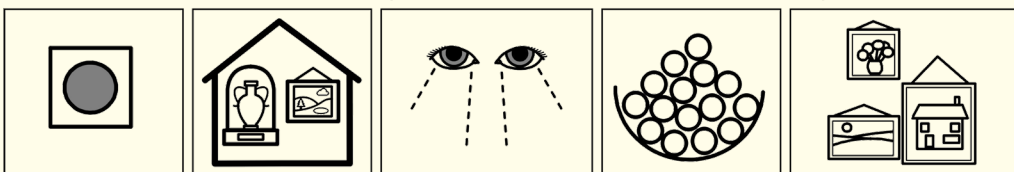
# Ciao!



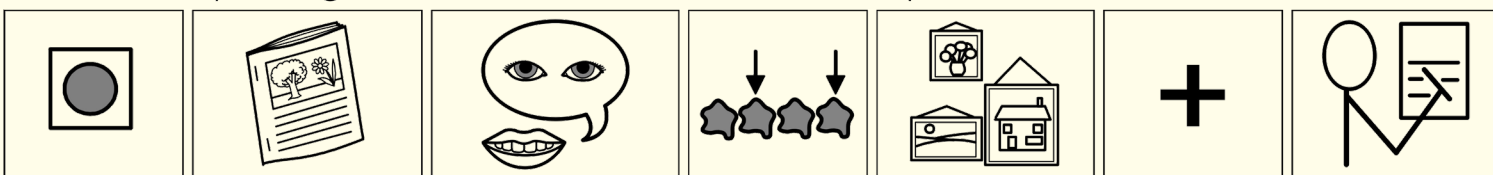
Ti diamo il benvenuto al Museo della Collegiata!



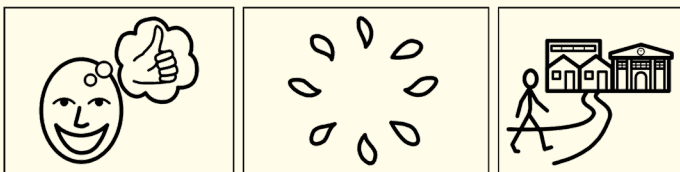
Nel Museo puoi vedere molte opere d'arte.



In questa guida sono descritte alcune opere d'arte e i loro autori.



Ti auguriamo una bellissima visita!



Questa guida è stata realizzata nel 2023 dalla casa editrice uovonero secondo il modello europeo AACcessible Culture, utilizzando simboli WLS (Widgit Literacy Symbols).

© uovonero 2023

Per i simboli Widgit:

© Widgit 2002-2023 ~ [www.witgit.com](http://www.witgit.com)

Per maggiori informazioni sul modello AACcessible Culture: [www.aaccproject.eu](http://www.aaccproject.eu)

uovonero



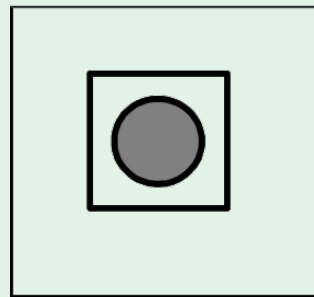
[www.uovonero.com](http://www.uovonero.com)



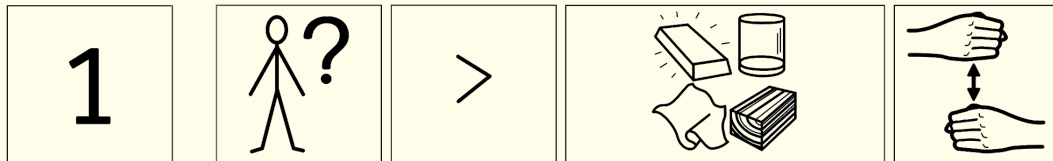
Nella

guida


trovi:




1. Chi è? Di quale materiale è fatta?




2. Un'altra statua. Chi è? Di quale materiale è fatta?



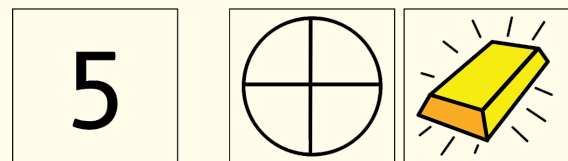
3. Un'altra statua ancora diversa.



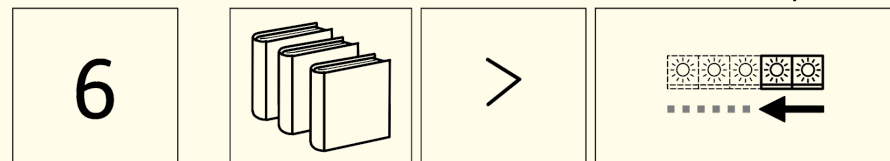
4. Animali misteriosi.




5. Tutto oro!



6. Una serie di molto tempo fa



7. Un ragazzo di nome Lorenzo




8. Che musica!



9. Ti piace la frutta?






10. Gli animali del Museo.


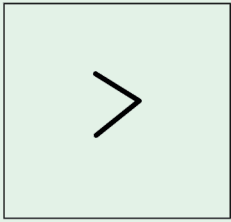

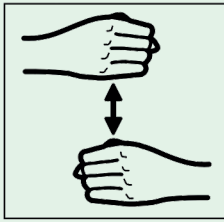


1.

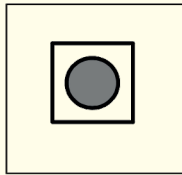


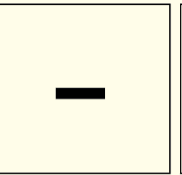
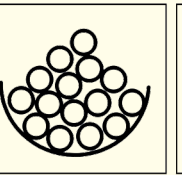

SALA DELLE SCULTURE

1 •   


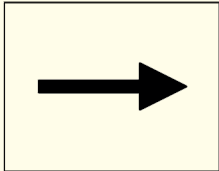

Chi è? Di quale materiale è fatta?



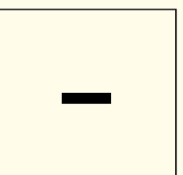
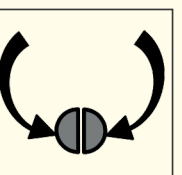
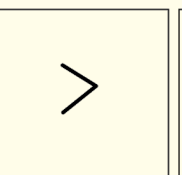

In questa sala ci sono molte statue.


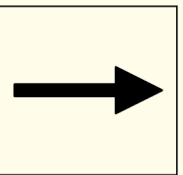

Le statue raffigurano personaggi diversi.

Queste statue sono fatte di materiali diversi.


Questa statua raffigura una donna.

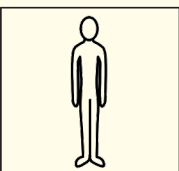
La donna è:

anziana,

• 

magra,

• 




col viso molto stanco,



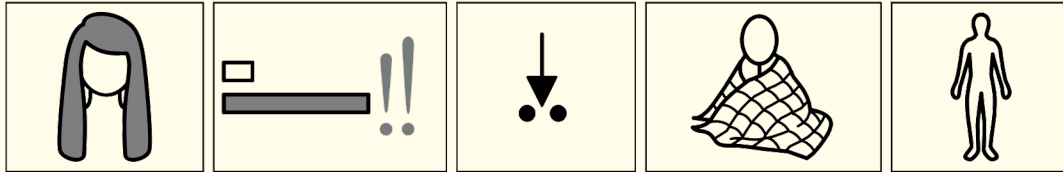
•

senza vestiti,



•

coi capelli lunghissimi che le ricoprono il corpo,




•

con le mani unite per pregare.

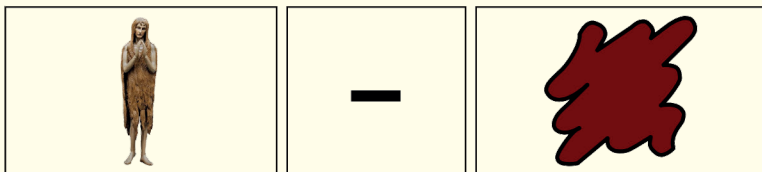


•

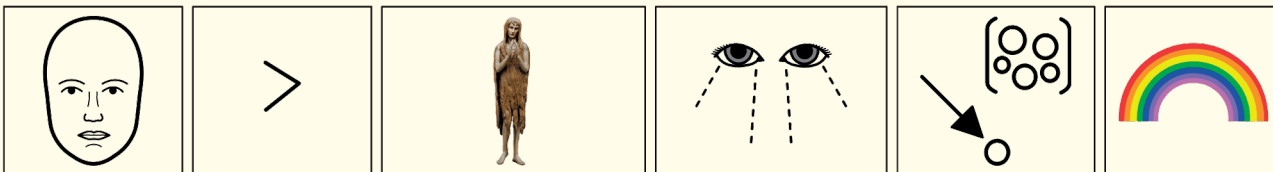
Questa donna si chiamava Maria-Maddalena.



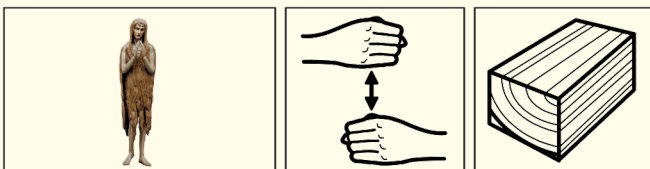
Questa statua è marrone scuro.



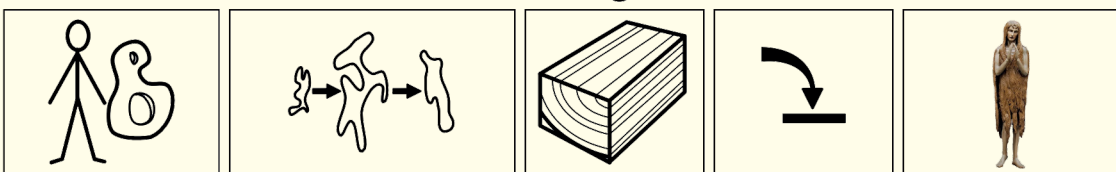
Sul viso di questa statua puoi vedere delle parti colorate.



Questa statua è fatta di legno.



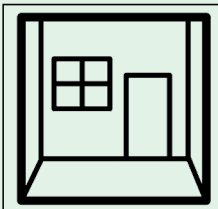
Lo scultore ha trasformato il legno in una statua.



2.

SALA DELLE SCULTURE.

2

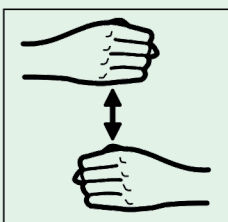



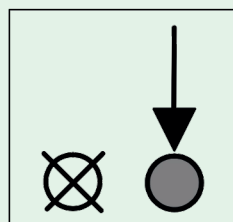


Un'altra statua.


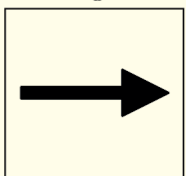
Chi è?

Di

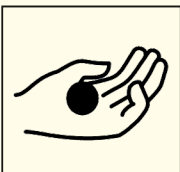
quale materiale è fatta?



Questa statua raffigura un uomo.




L'uomo ha:



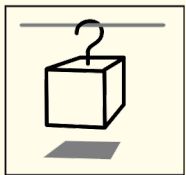

la barba,



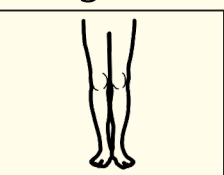
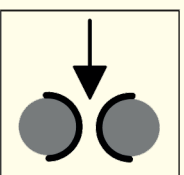
i capelli ricci,



una croce appesa al collo,



un cane vicino alle gambe.




Quest'uomo indossa un lungo vestito.

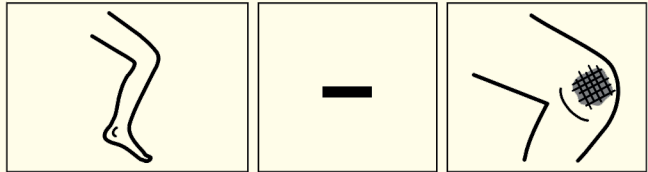




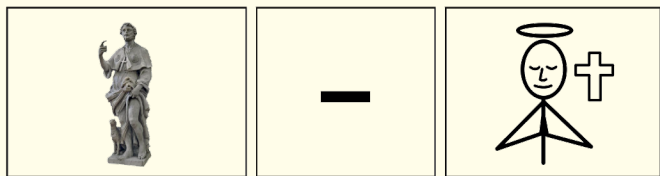
L'uomo solleva l'orlo del vestito per farci vedere la sua gamba.



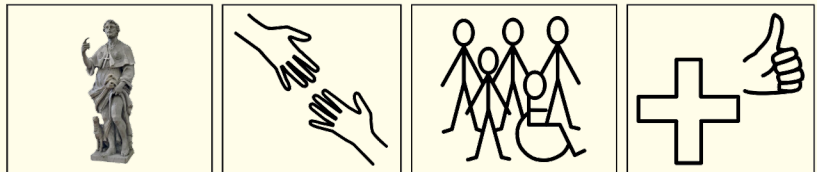
Sulla gamba c'è una ferita.



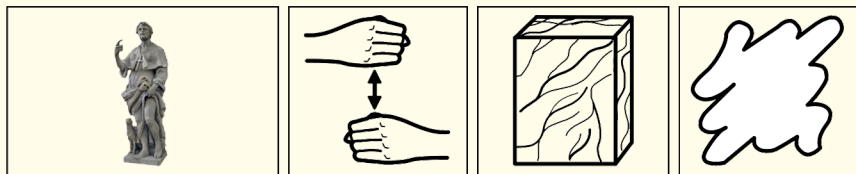
Quest'uomo è San Rocco.



San Rocco aiuta le persone a guarire.




Questa statua è fatta di marmo bianco.



Il marmo è una pietra molto dura.




Lo scultore ha trasformato il marmo in una statua.



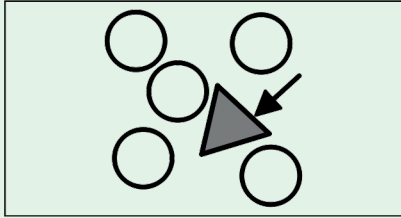

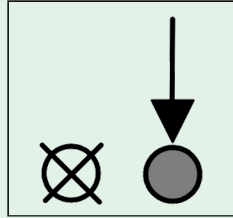
3.

SALA DELLE SCULTURE.

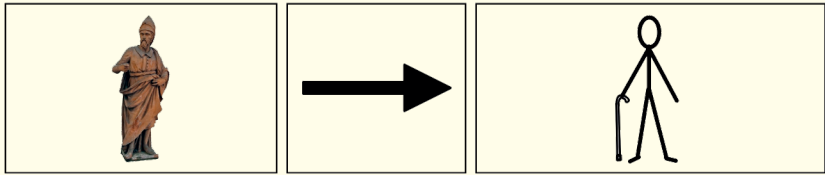
3




*Un'altra statua ancora diversa.*



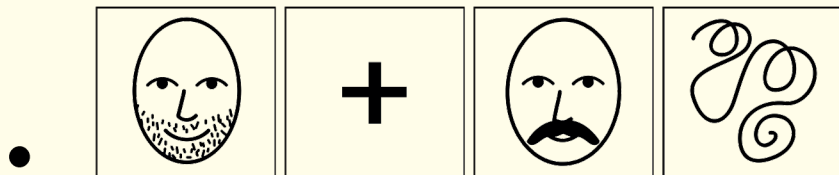
Questa statua raffigura un uomo anziano.




Quest'uomo ha:



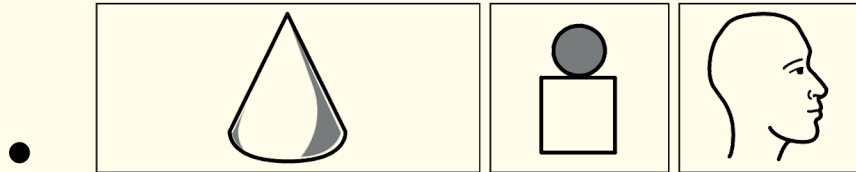
barba e baffi ricci,



l'espressione severa,



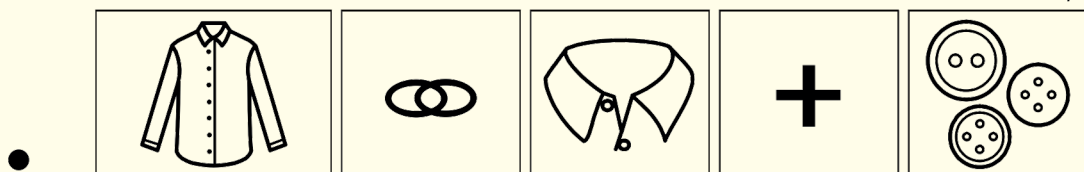
un cappello a punta sulla testa.



Quest'uomo indossa:

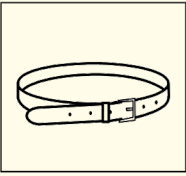


una camicia con colletto e bottoni,

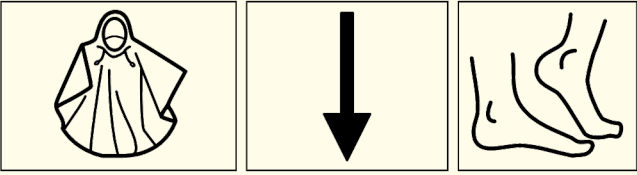




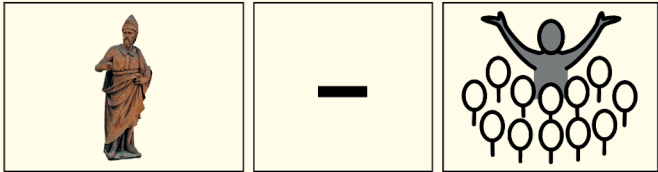
una cinta,




un mantello lungo fino ai piedi.




Quest'uomo è un profeta.



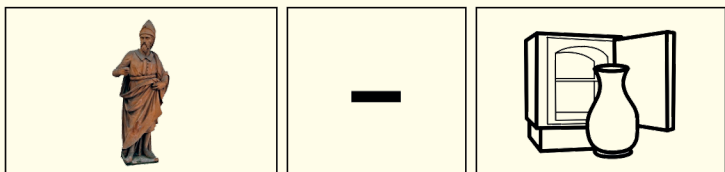
Un profeta è una persona che sa molte cose.




La statua è arancione, con delle parti bianche.



Questa statua è di terracotta.



La terracotta è una terra morbida che si lavora e si cuoce.

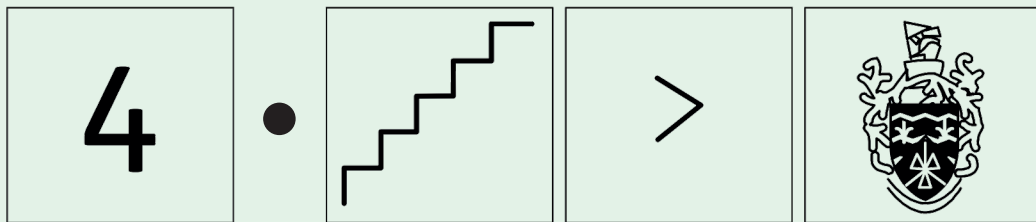


Lo scultore ha trasformato la terracotta in una statua.




4.

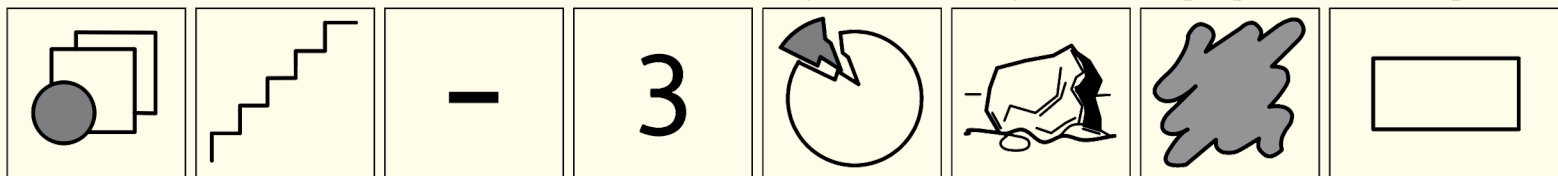
SCALA DEGLI STEMMI.



*Animali misteriosi.*



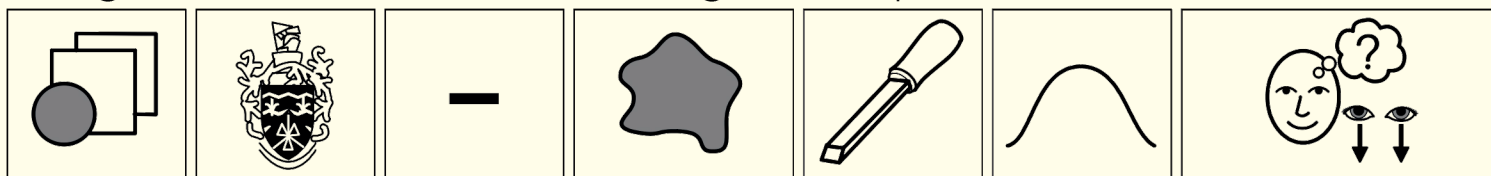
Sulla scala ci sono 3 pezzi di pietra grigia rettangolari.



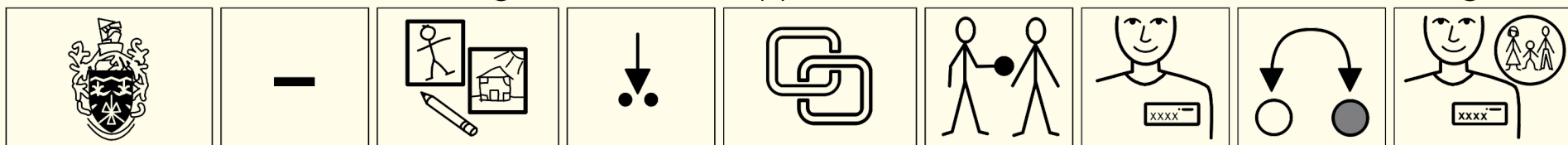
Questi pezzi sono stemmi delle antiche famiglie di Empoli.




Sugli stemmi ci sono delle figure scolpite a rilievo. Riesci a trovarle?




Uno stemma è un disegno che rappresenta il tuo nome o il cognome



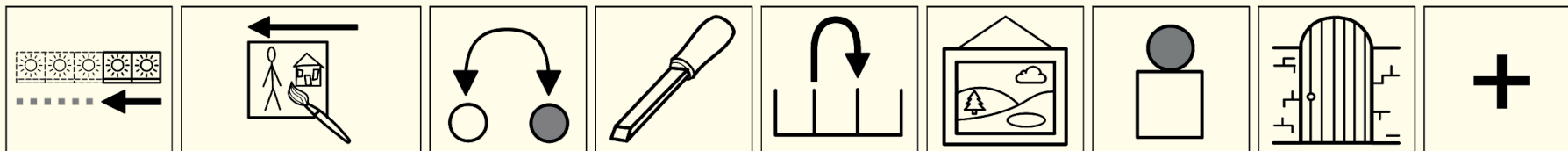
o una cosa importante che ti è successa o il tuo lavoro



o la tua famiglia.

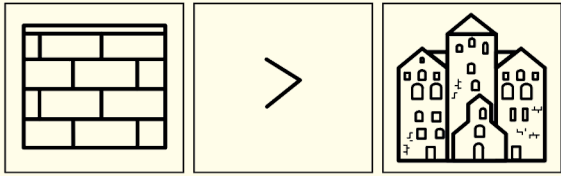


Una volta veniva dipinto o scolpito e poi appeso sopra le porte e

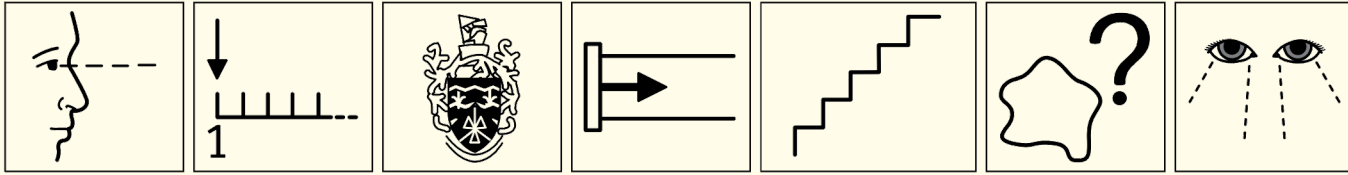




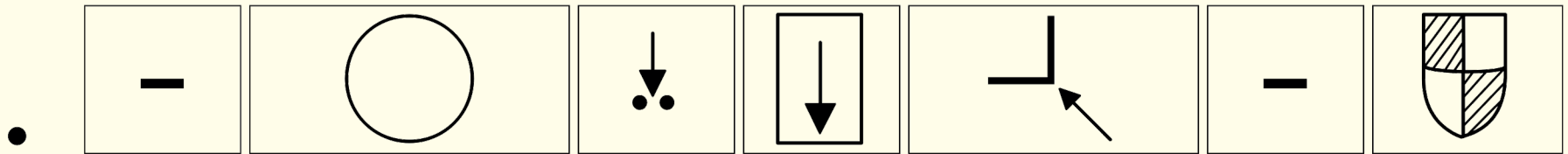
i muri delle case.



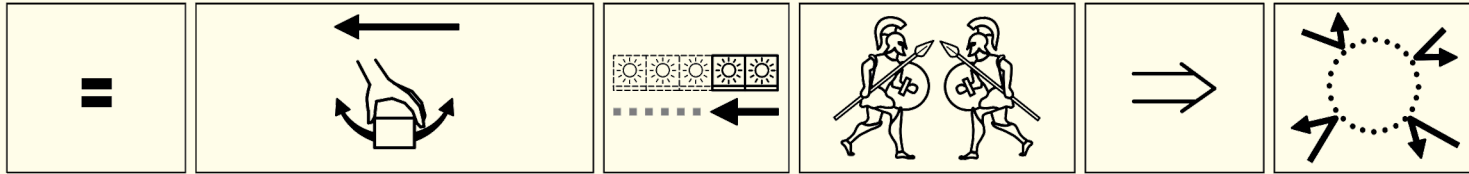
Guarda il primo stemma all'inizio della scala: cosa vedi?



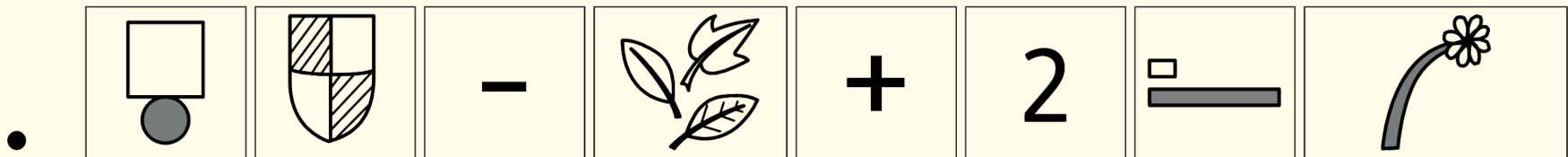
C'è una specie di disco che in basso forma un angolo: è uno scudo,



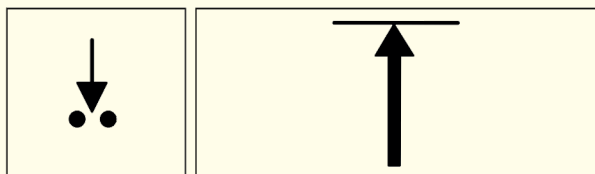
come quelli che si usavano una volta nelle battaglie per difendersi.



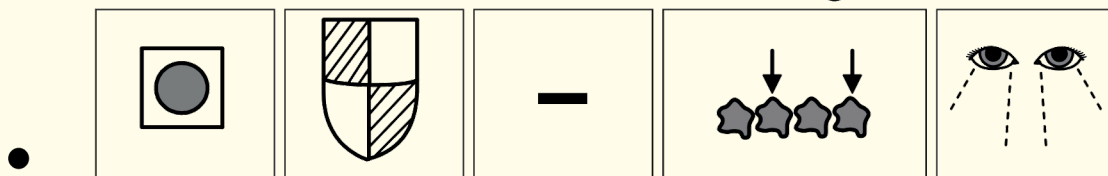
Sotto lo scudo ci sono delle foglie e due lunghi steli con il fiore



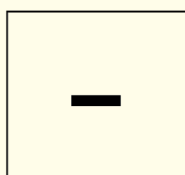
che arrivano fino in cima.




Dentro lo scudo ci sono alcune figure, le vedi?




Sono:




cinque stelle a cinque punte;




tre animali con le zampe corte che camminano verso sinistra.




Quali animali sono? Forse topi? Oppure cinghiali?




Un aiuto: questo è lo stemma di una famiglia di Empoli che




si chiama Ricci.




Dunque, quali animali sono?



Adesso guarda il terzo stemma, in cima alle scale: ti sembra simile?




Che cosa è successo alle stelle e agli animali?




5.

SALA NUMERO TRE.



*Tutto oro!*



In

queste

sale

del

Museo

ci sono

molti


quadri

decorati



con

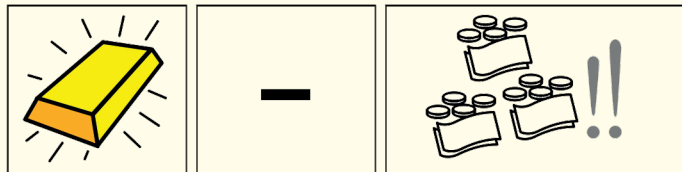
l'oro.



L'oro

è

molto prezioso.



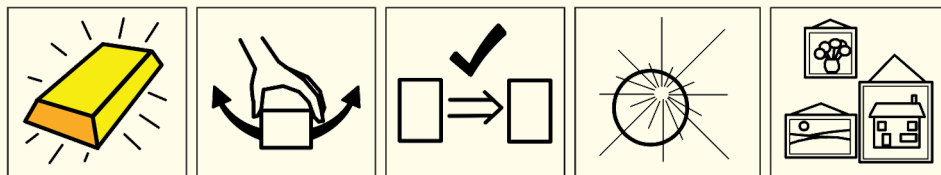
L'oro

si usa

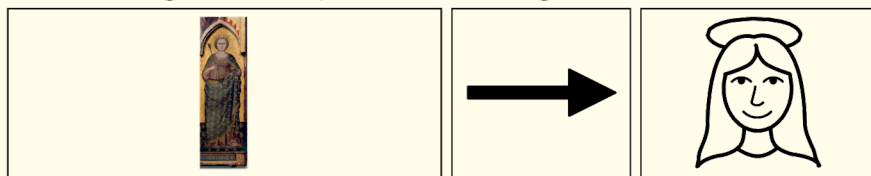
perché

fa brillare

le opere.



Questo grande quadro raffigura Sant'Orsola.




Sant'Orsola

era

una principessa

bellissima.

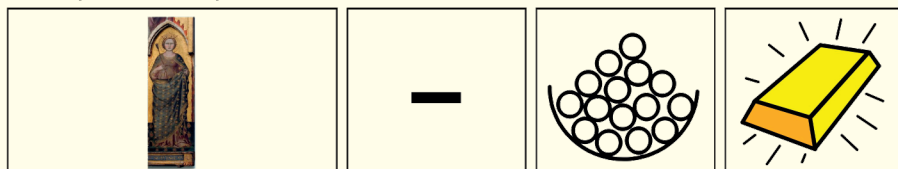


In questo quadro

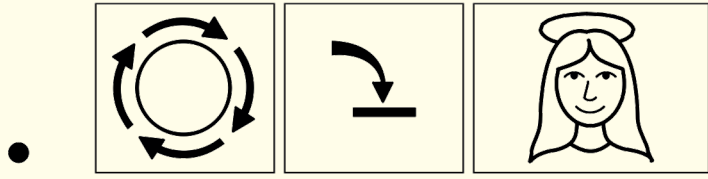
c'è

molto

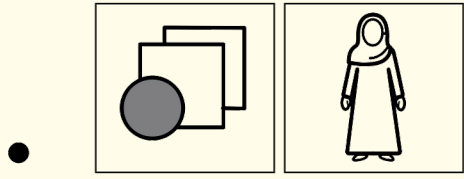
oro:



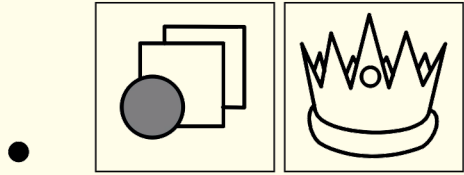
intorno a Sant'Orsola;



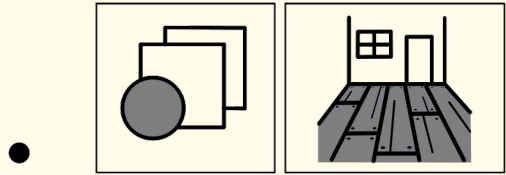
sul vestito;



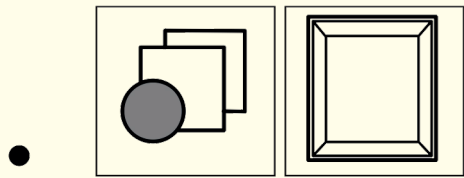
sulla corona;




sul pavimento;



sulla cornice.




Guarda i quadri in questa sala e cerca l'oro!




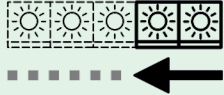


6.




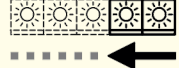
SALA NUMERO TRE.

6 •  3




Una serie di molto tempo fa

 > 

Questo dipinto racconta una storia di molto tempo fa.

   > 




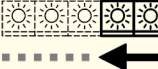
Questo dipinto è diviso in tre parti.

 -  3 



Nella prima parte ci sono degli uomini.

 - 




Questi uomini vivevano a Empoli molto tempo fa.




Questi uomini hanno:

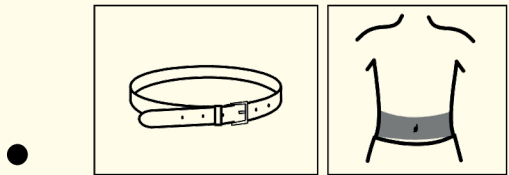
un lungo vestito bianco che copre anche la testa;

•   ↓ 

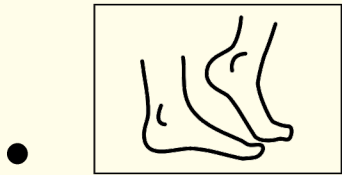
una croce rossa cucita sulla spalla;

•   

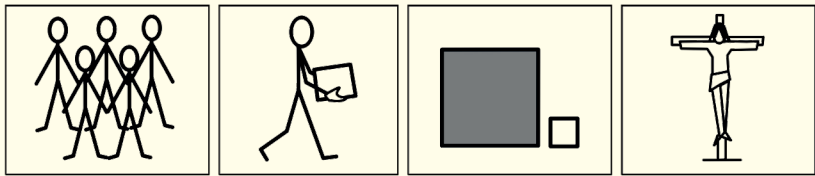
una cintura in vita;



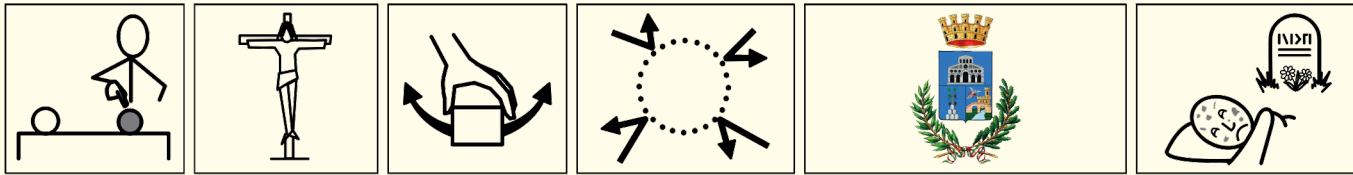
i piedi scalzi.



Gli uomini portano un grande crocifisso.




Questo crocifisso serve a proteggere la città di Empoli dalla peste.



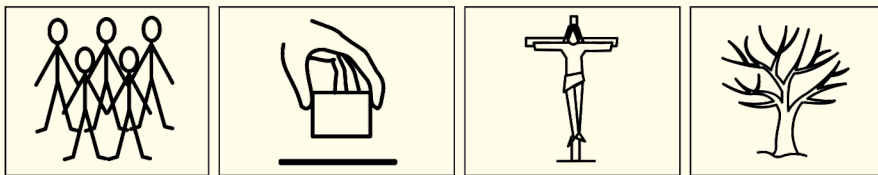
La peste è una malattia molto grave.




Gli uomini si fermano vicino a un albero perché sono molto stanchi.



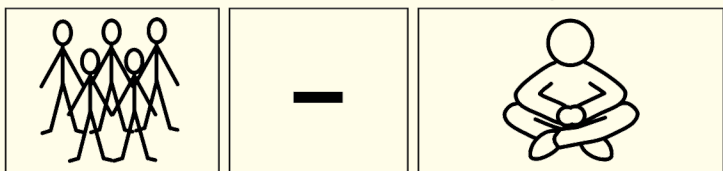
Gli uomini appoggiano il crocifisso all'albero.




L'albero è secco e senza foglie.




Gli uomini sono seduti per terra.




Gli uomini mangiano e bevono.




Nella seconda parte gli uomini vanno a prendere il crocifisso.




L'albero dove era appoggiato il crocifisso non è più secco ma ha




molti fiori.



Gli uomini pensano che il crocifisso è magico.



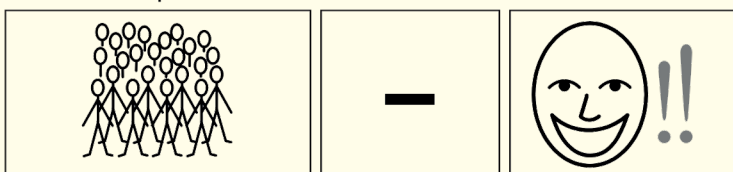
Nella terza parte gli uomini portano il crocifisso a Empoli.




Quando arrivano alle mura della città, tante persone vanno verso di loro.




Queste persone sono molto felici.



Alcune persone ballano.




Alcune persone si abbracciano.




Alcune persone si inginocchiano.



Alcune persone alzano le mani.




Tu cosa fai quando sei felice?






7.


SALA NUMERO QUATTRO.



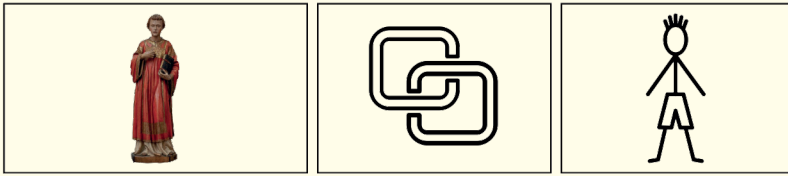
•




*Un ragazzo di nome Lorenzo*



Questa scultura rappresenta un ragazzo.



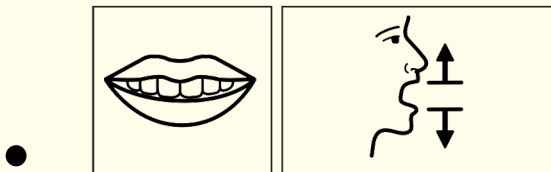
Questo ragazzo si chiamava Lorenzo.



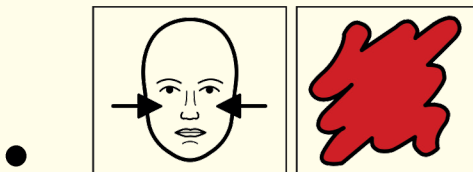
Lorenzo ha:



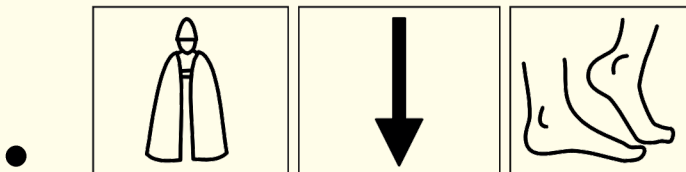
la bocca un po' aperta;




le guance rosse;



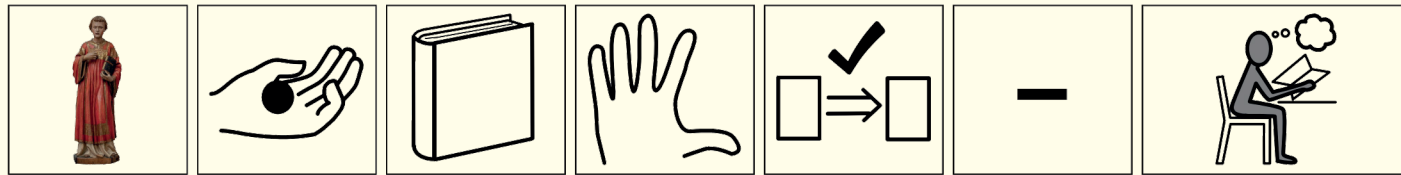
un vestito lungo fino ai piedi;



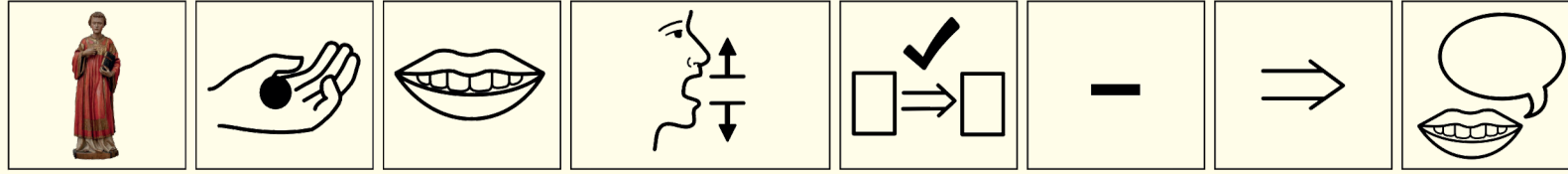
un libro in mano.



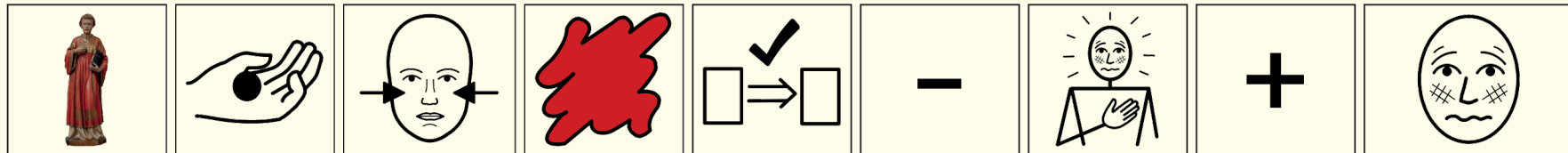
Lorenzo ha un libro in mano perché è uno studente.



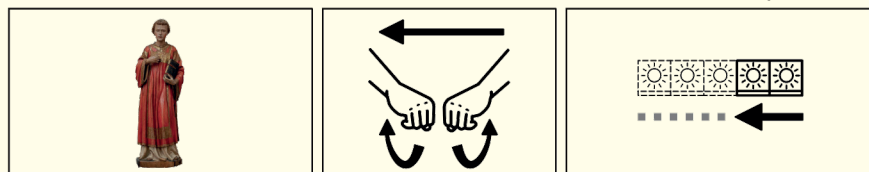
Lorenzo ha la bocca un po' aperta perché sta per parlare.



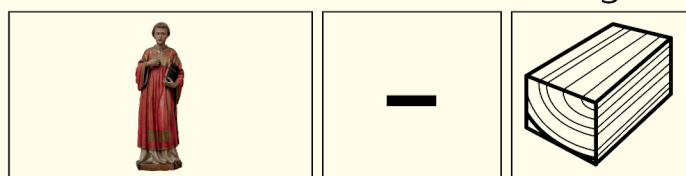
Lorenzo ha le guance rosse perché è timido e si vergogna.



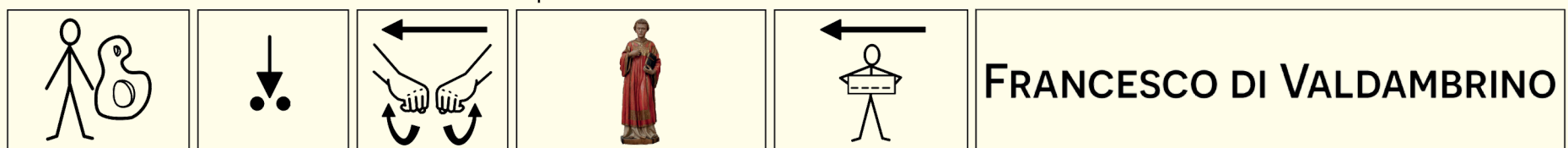
Questa scultura è stata fatta molto tempo fa.



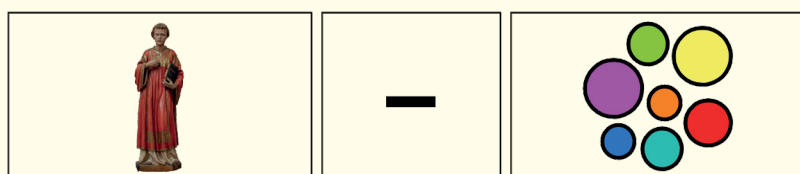
Questa scultura è di legno.



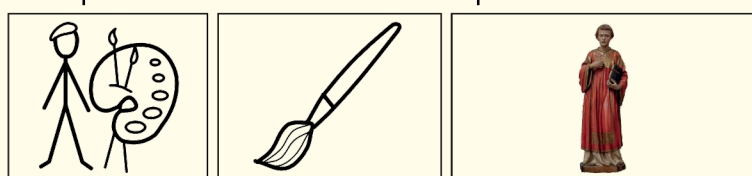
Lo scultore che ha fatto questa scultura si chiamava Francesco di Valdambino.



Questa scultura è molto colorata.





Un pittore ha colorato questa scultura.




8.

SALA NUMERO CINQUE.



*Che musica!*

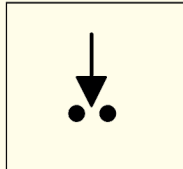
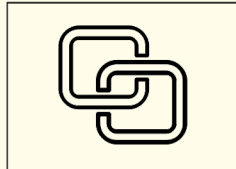


Questo dipinto

rappresenta degli angeli

che

suonano.



Gli angeli


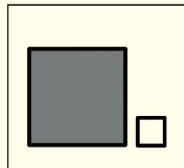

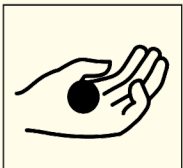
hanno

vestiti lunghi

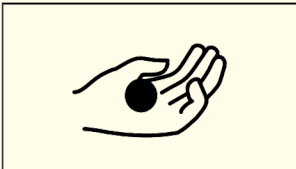
e

grandi

ali.



Gli angeli hanno in mano degli strumenti musicali.

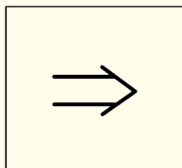



Gli strumenti musicali

servono

per

fare musica.



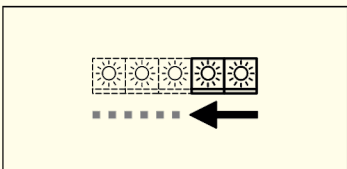


Questi

angeli

usano

strumenti musicali



di tanto tempo fa.




Questi

strumenti musicali


sono:



il triangolo,




la viella (una specie di violino),



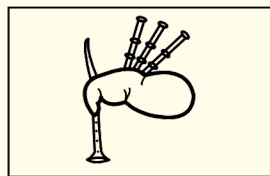
il corno,



il flauto,




la zampogna,



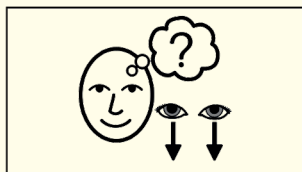
il liuto,




il tamburello.



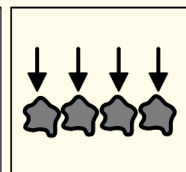
Prova a cercare



nel dipinto



tutti

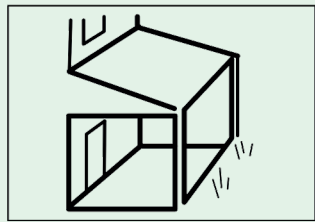



gli strumenti musicali!



9.

LOGGIATO.







Ti

piace

la

frutta?

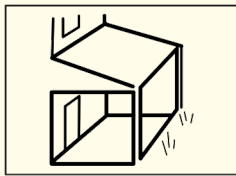
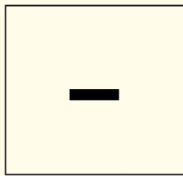
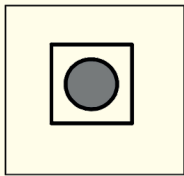


Nel

museo

c'è

un loggiato.



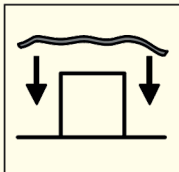
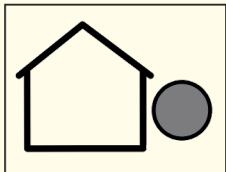
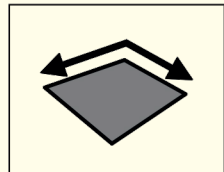
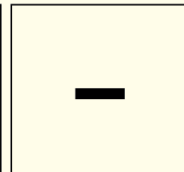
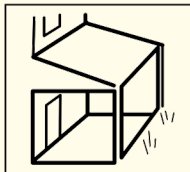
Il loggiato

è

uno spazio

esterno

coperto.



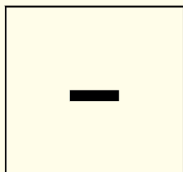
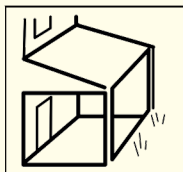

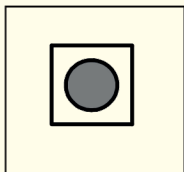
In

questo

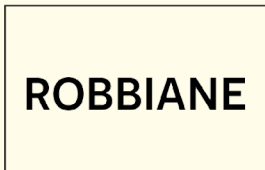

loggiato

ci sono

delle sculture.



Queste sculture si chiamano "robbiane".



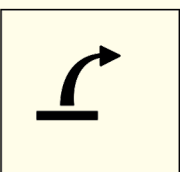
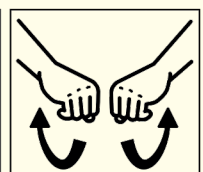

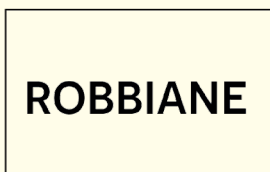
"Robbiane"

significa

fatte

da

Luca della Robbia.


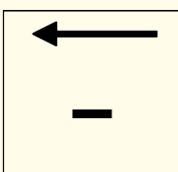


Luca della Robbia

era

un famoso

artista.






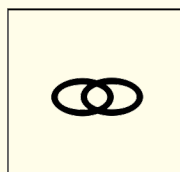
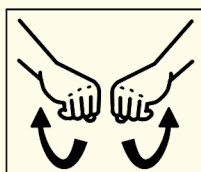

Le robbiane sono fatte

con

la terracotta


e

lo smalto.







La terracotta è una terra morbida che si lavora e si cuoce.




Lo smalto è un colore molto lucido.




Lo smalto serve a colorare la terracotta.



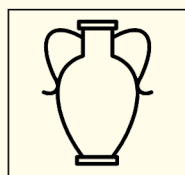
Le robbiane hanno sempre colori lucidi e brillanti.



In questa robbiana ci sono:




• anfore,



• foglie,



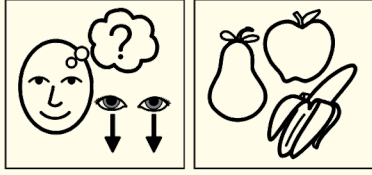
• frutta,



• disegni.



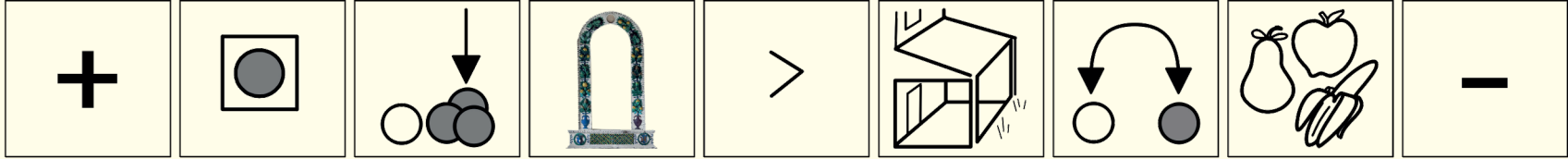
Cerca la frutta!



Quali frutti vedi?



E nelle altre robbiane del loggiato, che frutta c'è?



10.

10

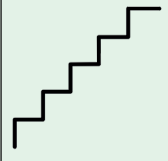
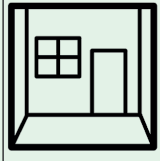
SACRESTIA,

SCALE,

SALA NUMERO TRE,

SALA NUMERO CINQUE,



SALA NUMERO SEI.



*Gli animali*

*del*

*Museo.*



Nel

Museo

ci sono

tanti personaggi

delle

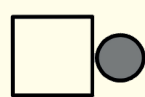
storie:



la Madonna che ha in braccio il suo bambino,



uomini e donne che stanno accanto a loro,



angeli

che

si inginocchiano,

volano

e

suonano,



personaggi

che

fanno

cose


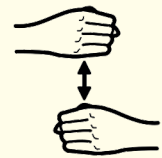
brutte

e

altri

che

soffrono,



gente

con

abiti

belli

e

con

abiti


brutti...



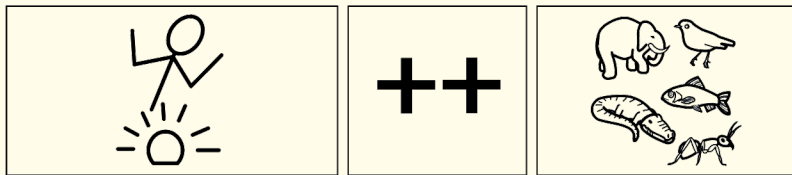
e tanto altro.




Ma nelle sculture e nei dipinti del Museo



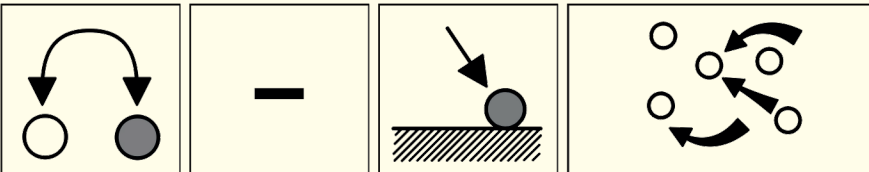
possiamo trovare anche degli animali.



Gli animali possono essere amici dei personaggi, oppure avere significati difficili...




Oppure essere lì un po' per caso.




Noi abbiamo già trovato:




un gatto,




un cervo,



un uccellino,



un cane,



un leone,



un'aquila.



Tu riesci a scoprirli?

